



# EYFS Newsletter

## Summer 1 – 2025/26



### Notices and Reminders

Your child needs a bookbag, water bottle and appropriate clothing for the weather everyday. No huge backpacks please.

PE is every Wednesday.

Library Books are changed on Tuesdays.

Reading books are changed on Fridays.

### Communication and Language

In this half term, the children will be learning how to ask a question using who, what, where, why, when and how as a starting point. Through Talk for Writing, the children will be learning to use connectives to link their ideas together. The children will also continue to learn a range of rhymes and songs to support their learning.



### Physical Development

The children will continue to practise curly letters, zig-zag letters, one-armed robot letters and long ladder letters, helping them develop control and confidence in their letter formation. They will continue to work on their scissor grip and cutting skills.

The children will develop their balancing skills on apparatus and practice traveling around, over and through apparatus to build their coordination and confidence. The children will learn how to jump safely from a height by focusing on technique and safety.

### Key dates

#### **April**

Monday 13<sup>th</sup> – Back to school  
Tuesday 21<sup>st</sup> – Whole School Trip  
Thursday 23<sup>rd</sup> – St Georges Day  
(any club uniform can be worn)

#### **May**

Monday 4<sup>th</sup> – Bank Holiday  
Tuesday 5<sup>th</sup> – Class Photos  
Saturday 9<sup>th</sup> – Ground Force Day  
(PTA event – details to follow)  
Thursday 14<sup>th</sup> – Summer Disco  
(PTA event – details on Class list)

Friday 22<sup>nd</sup> – Last day of term 3.15pm pick up

### Personal, Social and Emotional Development



This term the children will be learning about how they are similar and different to each other and use this knowledge to complete a challenge successfully as a team. They will then learn about how to be healthy, thinking about exercise, diet and keeping clean!



## Literacy

The core texts will support the children in developing their writing skills focusing on using capital letters at the beginning of a sentence, leaving spaces between words, and using full stops to mark the end of a sentence.

In phonics, the children will begin to read words with *suffixes*. A suffix is a small ending added to a word—like *-ing* or *-ed*—and they will be practising how to spot these and blend the whole word together.



## Mathematics

The children will begin to build numbers beyond ten. They will use resources to support their understanding of numbers to 20 and beyond. They will explore increasing and decreasing amounts through addition and subtraction.

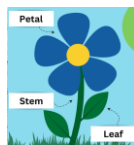
The children will explore how shapes appear when they are moved, turned, rotated and flipped to fill a space. They will investigate how shapes can be combined or separated to make new shapes



## Understanding the World

This term, the children will continue to learn more about the world around them, including where they live and what it is like to live there. They will then explore other countries and beliefs, discussing how these may be similar or different to living in England.

Later in the term, the children will learn about what a plant needs to survive, the main parts of a plant, and its life cycle. They will also study the life cycle of caterpillars.



## Expressive Arts and Design

This term the children will be learning about fruits from different countries and designing a salad to taste. The children will be taught how to add more detail to their drawings by looking closely at plants. They will learn how to join materials together to make a moving mechanism scene for an animal. The children will be learning to perform a dance routine and a poem.



## Homework

Read your book everyday for up to 10 minutes and learn the harder to read words.

Complete the monthly challenges and put a photo on Tapestry.

Additional work will be set via Tapestry as appropriate.

## Suggested books for reading

